

DIES AND INSERTS CATALOG



Drilling Fluid Equipment Industrial Limited 's cooperated-owned plant is specializing in the production of tong dies and inserts, and dedicated to be an expert in this field with our own specialization and valuable experience. These dies and inserts are accurately machined to exacting tolerances using state of the art CNC machinery. All dies and inserts are then heat treated to specific

standards to provide the best resistance to wear even in the harshest environments. Consistent quality, proper fit and longer service life are basic and permanent pursuit.

Manufactures and supply dies, inserts, and spare parts for a wide variety of drilling rig handling tools, including:

- Rotary slips
- Drill collar slips
- Casing slips
- Safety clamps
- Slip-type elevators
- Manual tongs
- Power tongs
- Tubing spider




QUALITY WARRANTY

All our die and inserts are forged and machined, to provide the accuracy required for today's critical applications. The high-grade material selected and professional heat-treating process provides a suitable hardness, to ameliorate the performance of wear-resisting and corrosion-resisting to a maximum service life. Phosphating or blasting will be done for the surface treatment. Various tooth patterns are available for specific applications. Custom is available.

INTERCHANGEABILITY WARRANTY


100% interchangeable with OEM design, including BJ, Varco, Web Wilson, B+V, Woolley, Eckel, Farr, Weatherford, BAASH-ROSS Cavin's, TD, Rushi, but more cost-effective!




DIES FOR MANUAL TONGS				
Tong Type	Dimension(inch)	Original P/N	Tooth Type	Weight
BJ Type B, DB, B Extend/HT50, HT55, HT65 Manual Tong Web Wilson AAX, H Woolley Type Super A, B B+V BV-55, BV-57, BV-65, BV-80	1/2" x 1.1/4" x 5.7/8"	16402-2 16402-6 6416039 4716 627-185-1578	Pyramid Blue Diamond	0.4 kgs

BJ Type SDD, C, F & LF Manual Tong BJ Power Casing Tong(4 1/2"-13 3/8") Woolley Type Super C Eckel model 850 Web Wilson B+V BV-25, BV-35, BV-100	1/2" x 1.1/4" x 5"	16401-2 16401-6 16401-1 16401 6416020 4631 103426 4616 627-185-1500	Pyramid Blue Diamond Coarse Plain	0.3 kgs
Short Die for BJ Type B Manual Tong BJ Drill Pipe Power Tong Eckel Power Casing Tong Farr Power Tongs	1/2"x1.1/4"x3.7/8"	24768-2 101-251 337-02-098 6416012 24768-8 24768	Pyramid Coarse Plain	0.25 kgs
Half Die for BJ Type B tong Short Die for BJ Type SDD, DB, C, F, LF Tong	1/2"x1.1/4"x2.7/8"	24770-2	Pyramid	0.2 kgs
BJ Powermatic tong Farr Power Tong Weatherford 5 1/2" & 7/8"	3/8" x 1" x 3 7/8"	6473 12-1003 6400019	Pyramid	0.2 kgs

NOTE: Diamond tooth dies are used when a more aggressive bite is required.



Pyramid Tong Dies for 3 7/8", 5", 5 7/8" Length



Blue Diamond Tong Dies for 5" & 5 7/8" Length

DIES FOR POWER TONGS

Tong Type	Model	Pipe Size
BJ Drill Pipe Power Tong	1/2" x 1.1/4" x 3.7/8" Pyramid	/
RUSHI Drill Pipe Power Tong ZQ 203-100/125	7/16" x 1 1/4" x 3 1/16" Blue Diamond	/
	1 3/16" x 1 1/4" x 3 1/2" Blue Diamond	/
TD Tubing Power Tong XQ89/3YB XQ89/3YC	Thin	89 (3 1/2")
	Middle-thick	73 (2 7/8")
	Extra-thick	60 (2 3/8")


TD Tubing Power Tong XY114/6YB	Big arc	89-141.5(3 1/2"-5 1/2")
	Small arc	73-78(2 7/8")
TD Tubing Power Tong XQ140/12Y	I	73-78(2 7/8")
	II	89-114(3 1/2"-4 1/2")
	III	121-156(4 3/4"-6 1/8")



INSERTS FOR VARCO ROTARY SLIPS MODEL SDS/SDML/SDXL						
Body size	Pipe size	Original P/N	Weight (Kg/ea.)	Quantity Required		
				SDS	SDML	SDXL
3-1/2"	2-3/8"	2160	0.40	24	30	/
	2-7/8"	2161	0.31			
	3-1/2"	2162	0.20			
4-1/2"	3-1/2"	2163	0.40	36	45	54
	4"	2164	0.31			
	4-1/2"	2165	0.20			
5"	4"	2168	0.40	/	45	54
	4-1/2"	2166	0.31			
	5"	2167	0.20			
5-1/2"	4-1/2"	2168	0.40	/	45	54
	5"	2169	0.31			
	5-1/2"	2170	0.20			

SLIP INSERTS

INSERTS FOR BAASH-ROSS ROTARY SLIPS MODEL DU & DUL					
Type	Body size	Pipe size	Original P/N	Weight(lb/ea)	Quantity Required
					DU
DU	4-1/2"	2-3/8"	7613-A-82	2.25	18
		2-7/8"	7613-B-82	2.00	
		3-1/2"	7613-C-82	1.50	
		4"	7613-FF-81	1.00	
		4-1/2"	7613-A-81	0.75	
	5-1/2"	3-1/2"	7613-E-82	2.90	18
		4-1/2"	7613-E-81	2.00	
		5"	7613-G-81	1.50	
		5-1/2"	7613-H-81	1.00	
	7"	5-1/2"	7613-Z-81	3.12	18
		6 5/8"	7613-DD-81	1.75	
		7"	7613-EE-81	1.25	



CIRCULAR BUTTONS

Circular Buttons FOR VARCO DRILL COLLAR SLIPS - DCS-S / DCS-R / DCS-L					
Slip type	Bowl No.	Drill collar range	Original P/N	Weight (Kg/ea.)	QTY RED
DCS-S	3	3" to 4"	2628	0.113	49
	3	4" to 4-7/8"	2620	0.057	
DCS-R	3	4-1/2" to 6"	2628	0.113	63
	3	5-1/2" to 7"	2620	0.057	
DCS-L	3	6-3/4" to 8-1/4"	2630	0.057	88
	3	8" to 9-1/2"	2630	0.057	96
	2	8-1/2" to 10"	2627	0.113	104
	2	9-1/4" to 11-1/4"	2630	0.057	112
	1	11" to 12-3/4"	2625	0.057	136
	1	12" to 14"	2630	0.057	136

Circular Buttons FOR VARCO CASING SLIPS - CMS-XL					
Slip type	Bowl No.	Casing range	Original P/N	Weight(Kg/ea)	QTY RED
CMS-XL	3	6-5/8"	2628	0.113	144
		7"	2619	0.113	
		7-5/8"	2630	0.057	
		8-5/8"	2630	0.057	156
	2	9-5/8"	2630	0.057	168
		10-3/4"	2630	0.057	180
	1	11-3/4"	2627	0.113	204
		13-3/8"	2630	0.057	216
	CASIN G BUSHIN G	16"	2631	0.057	252
		18-5/8"	2626	0.085	300
		20"	2631	0.057	312
		24"	2631	0.057	360
		26"	2631	0.057	396
		30"	2631	0.057	444



DIES FOR SAFETY CLAMP

DIES FOR VARCO SAFETY CLAMP TYPE -MP				DIES FOR SAFETY CLAMP TYPE T or WA-T				
Slip type	Drill pipe size	Original P/N	QTY. RED.	Slip type	Drill pipe size	Original P/N	Wt. (Kg /ea.)	QTY. RED.
MP-S	2.7/8" to 4.1/8"	3333	8	Type T	1 1/8" to 2"	7624-A-21	0.18	4
	4" to 5"		9		2 1/8" to 3 1/4"			5
MP-R	4.1/2" to 5.5/8"	3310	8		3 1/2" to 4 1/2"			6

				DIES FOR SAFETY CLAMP TYPE C or WA-C				
	5.1/2" to 7"		9	Type C	3 3/4" to 4 5/8"	7624-A-4	0.277	7
	6.3/4" to 8.1/2"		10		4 1/2" to 5 5/5"			8
	8" to 9.1/4"		11		5 1/2" to 6 5/8"			9
	9.1/4" to 10.1/2"		12		6 1/2" to 7 5/8"			10
MP-M	10.1/2" to 11.1/2"	3310	13		7 1/2" to 8 5/8"			11
	11.1/2" to 12.1/2"		14		8 1/2" to 9 5/8"			12
	12.1/2" to 13.5/8"		15		9 1/2" to 10 5/8"			13
	13.5/8" to 14.3/4"		16		10 1/2" to 11 5/8"			14
	14.3/4" to 15.7/8"		17		11 1/2" to 12 5/8"			15
MP-L	15.7/8" to 17"	3310	18		12 1/2" to 13 5/8"			16
	17" to 18.1/8"		19		13 1/2" to 14 5/8"			17
	18.1/8" to 19.3/8"		20		14 1/2" to 15 5/8"			18
	19.3/8" to 20.3/8"		20					

MP-XL	20.3/8" to 21.1/2"	3310	21	15 1/2" to 17"	19		
	21.1/2" to 22.5/8"		22			16 1/2" to 18"	20
	22.5/8" to 23.3/4"		23			17 1/2" to 19"	21
	23.3/4" to 24.7/8"		24			18 1/2" to 20"	22
	24.7/8" to 26"		25			19 1/2" to 21"	23
	26" to 27.1/8"		26				
	29.3/8" to 30.1/4"		29				



ELEVATOR INSERTS

INSERTS FOR BJ SLIP TYPE ELEVATORS "LYT" "MYT" "YT" "HYT" "YC"			
Slip Type Elevator Model	Description	Original P/N	#/Set
LYT(1.05" - 2 1/16" / 20 TON)	2 1/16" x 2 1/16"	28772	8
MYT(1.315" - 2 7/8" / 40 TON)	2 7/8" X 2 7/8"	24773	8
	2 7/8" X 2 3/8"	29255	8
	2 7/8" X 2 1/16"	29256	8
	2 7/8" X 2"	29357	8
	2 7/8" X 1 1/2"(1.9")	29257	8
	2 7/8" X 1 1/4"(1.66")	29258	8
	2 7/8" X 1"(1.315")	29259	8
YT(1.315" - 3 1/2" / 75 TON)	2 7/8" X 2 7/8"	24773	12
	2 7/8" X 2 3/8"	29255	12
	2 7/8" X 2 1/16"	29256	12
	2 7/8" X 2"	29357	12
	2 7/8" X 1 1/2"(1.9")	29257	12

	2 7/8" X 1 1/4"(1.66")	29258	12
	2 7/8" X 1"(1.315")	29259	12
	3 1/2" X 3 1/2"	24774	24
	3 1/2" X 2 7/8"	30358	24
HYT(2 3/8" - 3 1/2" /150 TON)	2 7/8" X 2 7/8"	24773	16
	2 7/8" X 2 3/8"	29255	16
	2 7/8" X 2 1/16"	29256	16
	3 1/2" X 3 1/2"	24774	32
	3 1/2" X 2 7/8"	30358	32
	3 1/2" X 3 1/2"	16441	16

YC(3 1/2"-7"/75 TON)	4" X 4"	16442	16
	4 1/2" X 4 1/2"	BJ16408	16
	4 1/2" X 4"	24781	16
	4 1/2" X 3 1/2"	24779	16
	5 1/2" X 5 1/2"	BJ16407	16
	5 1/2" X 5"	24783	16
	7" x7"	BJ16407	24
	7" x 6 5/8"	24748	24

FULL CIRCLE SLIP INSERTS FOR CAVINS TUBING SPIDER

Cavins Full Circle Slip with removable inserts surround the pipe 360 degree and exert a uniform gripping power on the pipe to avoid deformation. Cavins C & CHD & E spiders, three types of FCR slip body are available with removable inserts, one set of 4 each.

REMOVABLE INSERTS FOR CAVINS TUBING SPIDER C CHD		
Description (Slip size x Pipe size)	Original P/N	#/ Set
Full Circle Inserts for Cavins Type C & CHD spider(2 1/16" body)		
2 1/16" x 2 1/16"	TC-650-2 1/16" x 2 1/16"	4
2 1/16" x 1.900"(1 1/2")	TC-651-2 1/16" x 1.900"	4
2 1/16" x 1.660"(1 1/4")	TC-651-2 1/16" x 1.660"	4
2 1/16" x 1.315"(1")	TC-651-2 1/16" x 1.135"	4

Full Circle Inserts for Cavins Type C & CHD spider(3 1/2" body)		
3 1/2" x 3 1/2"	TC-650-3 1/2" x 3 1/2" , 65625-3	4
3 1/2" x 2 7/8"	TC-651-3 1/2" x 2 7/8" , 65625-2	4
3 1/2" x 2 3/8"	TC-651-3 1/2" x 2 3/8" , 65625-1	4
Full Circle Inserts for Cavins Type C & CHD spider(4 1/2" body)		
4 1/2" x 4 1/2"	TC-650-4 1/2" x 4 1/2" , 65653-3	4
4 1/2" x 4"	TC-651-4 1/2" x 4" , 65653-2	4
4 1/2" x 3 1/2"	TC-651-4 1/2" x 3 1/2" , 65653-1	4
Full Circle Inserts for Cavins Type E spider		
Slip Insert 3 1/2" x 2 3/8"	66651-1ST	4
Slip Insert 3 1/2" x 2 7/8"	66651-2ST	4
Slip Insert 3 1/2" x 3 1/2"	66651-3ST	4
Slip Insert 5 1/2" x 4 1/2"	66653-2ST	4

